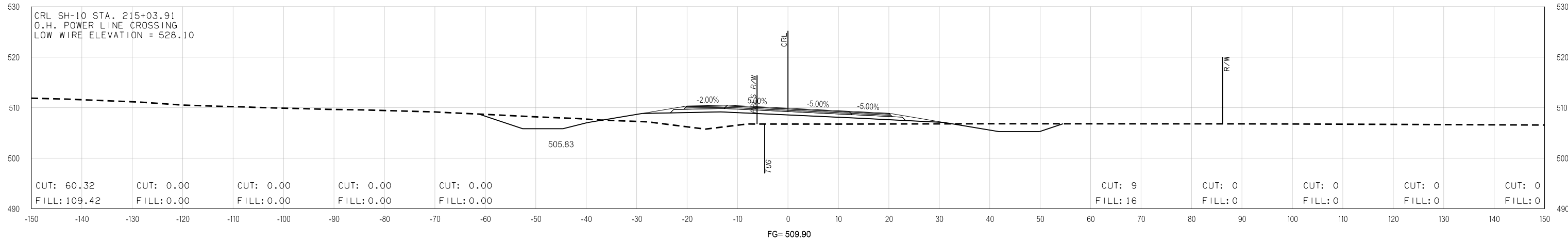


FED. ROAD DIST. NO.	STATE	JOB PIECE NO.	FISCAL YEAR	SHEET NO.	TOTAL SHEETS
6	OKLA.				
DESCRIPTION		REVISIONS		DATE	

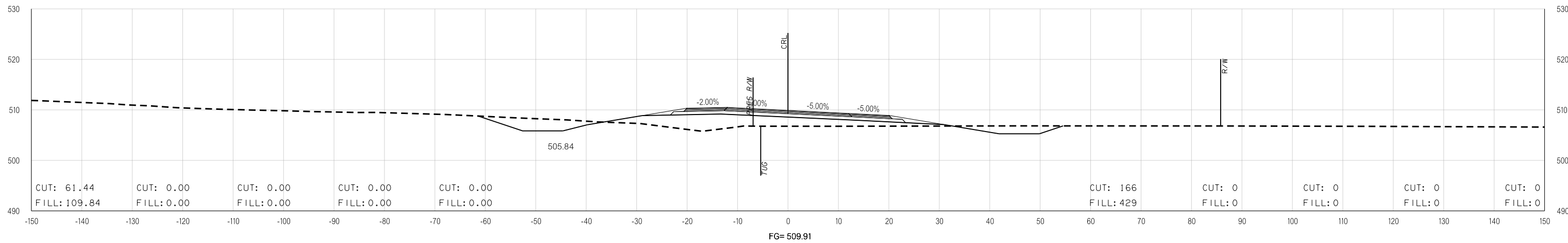
END AREAS (SF)

VOLUMES (CY)

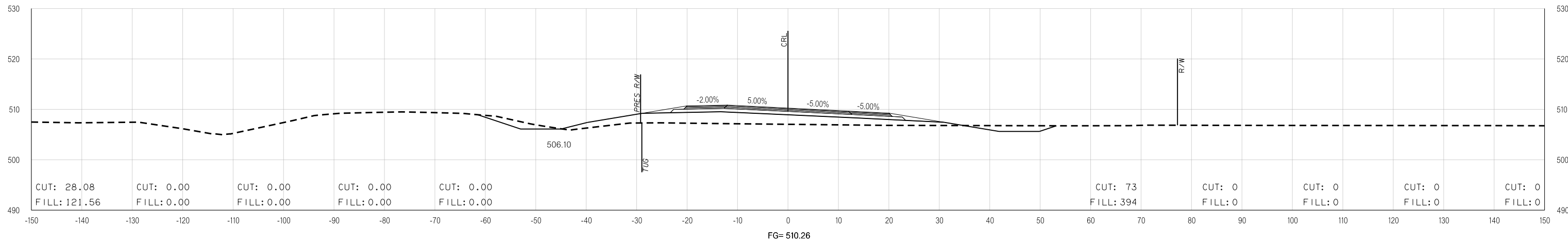
PHASE 1 PHASE 2 PHASE 7 PHASE 8 PHASE 9 PHASE 1 PHASE 2 PHASE 7 PHASE 8 PHASE 9



215+03.91



215+00.00



214+00.00

SH-10 REALIGNMENT

Y:\Sillwater Branch\2795604\Plan Sheets\Cross Sections.dgn 07-18-16